

**PROPERTY
TAX
FACTS
2007**

**Ed Schmidt
Director**

Wyoming Department of Revenue

NATIONAL
RANKING
OF
CERTAIN
EFFECTIVE
PROPERTY TAX RATES

SOURCE INFORMATION:

Report produced cooperatively by Minnesota Taxpayer's Association and other Member States of the National Taxpayer's Conference

Why are there 53 Rankings?

Because in two instances, New York and Illinois, the largest city in the state was not deemed to be representative of urban areas in the state. In those cases, they added Buffalo, N.Y. and Aurora, IL. In addition, Washington, D.C. was included in the rankings.

Table 16: Urban Cities with Homestead Tax Rankings among the Bottom Ten for Both Values

State	City	\$150,000		\$300,000	
		Tax	Rank	Tax	Rank
Massachusetts	Boston	\$ 242	53	\$ 1,706	51
Hawaii	Honolulu	\$ 434	52	\$ 1,018	53
New York	New York City	\$ 691	51	\$ 1,782	50
Colorado	Denver	\$ 769	50	\$ 1,538	52
Wyoming	Cheyenne	\$ 981	49	\$ 1,963	49
Alabama	Birmingham	\$ 983	48	\$ 2,016	48
District of Columbia	Washington	\$ 1,003	47	\$ 2,371	47
Utah	Salt Lake City	\$ 1,197	46	\$ 2,394	46
West Virginia	Charleston	\$ 1,233	45	\$ 2,466	45
Virginia	Virginia Beach	\$ 1,265	44	\$ 2,531	44

Table 21: Urban Cities with Commercial Tax Rankings among the Bottom Ten for All Values

State	City	\$100,000 Business		\$1 Million Business		\$25 Million Business	
		Tax	Rank	Tax	Rank	Tax	Rank
Wyoming	Cheyenne	\$ 798	53	\$ 7,983	53	\$ 199,568	53
Delaware	Wilmington	\$ 1,030	52	\$ 10,300	52	\$ 257,494	52
Hawaii	Honolulu	\$ 1,054	51	\$ 10,539	51	\$ 263,471	51
Virginia	Virginia Beach	\$ 1,100	50	\$ 11,003	50	\$ 275,068	50
Washington	Seattle	\$ 1,165	49	\$ 11,650	49	\$ 291,249	49
North Carolina	Charlotte	\$ 1,363	48	\$ 13,626	48	\$ 340,655	48
Nevada	Las Vegas	\$ 1,376	47	\$ 13,762	47	\$ 344,046	47
California	Los Angeles	\$ 1,387	46	\$ 13,872	46	\$ 346,790	46
Kentucky	Louisville	\$ 1,393	45	\$ 13,925	45	\$ 348,132	45
New Mexico	Albuquerque	\$ 1,416	44	\$ 14,164	44	\$ 354,108	44

**Table 26: Urban Cities with Industrial Tax Rankings among the Bottom Ten for All Values
(for parcels with 50% personal property valuation)**

State	City	\$100,000 Business		\$1 Million Business		\$25 Million Business	
		Tax	Rank	Tax	Rank	Tax	Rank
Delaware	Wilmington	\$ 1,030	53	\$ 10,300	53	\$ 257,494	53
Hawaii	Honolulu	\$ 1,082	52	\$ 10,821	52	\$ 270,521	52
Virginia	Virginia Beach	\$ 1,117	51	\$ 11,173	51	\$ 279,319	51
Wyoming	Cheyenne	\$ 1,293	50	\$ 12,929	50	\$ 323,232	50
Washington	Seattle	\$ 1,549	49	\$ 15,486	49	\$ 387,140	49
Kentucky	Louisville	\$ 1,557	48	\$ 15,568	48	\$ 389,189	48
New Hampshire	Manchester	\$ 1,594	47	\$ 15,942	47	\$ 398,558	47
South Dakota	Sioux Falls	\$ 1,724	46	\$ 17,239	46	\$ 430,971	46
North Carolina	Charlotte	\$ 1,833	45	\$ 18,333	45	\$ 458,325	45
Nevada	Las Vegas	\$ 1,838	44	\$ 18,382	44	\$ 459,553	44

DOES
WYOMING
NEED
PROPERTY
TAX
RELIEF?

Wyoming Tax Facts

- **Tax structure reliant on extractive industries.**
 - **Income inelastic** (mineral tax collections unrelated to state income changes).
- **No income tax, low property taxes.**
- **Near top rank in per capita state and local government revenue and expenditures.**
- **Lowest household tax burden in the nation.**
 - **Mineral portion is exported out of state.**

Industrial Diversification Index

- ◆ Derived by measuring differences in employment share by industry at the state level compared with the same at the U.S. level.
- ◆ Index values range from 0 to 100.
- ◆ The higher the index value the closer the industry mix is to U.S. industry mix.

Industrial Diversification Index 2006

U.S. = 100

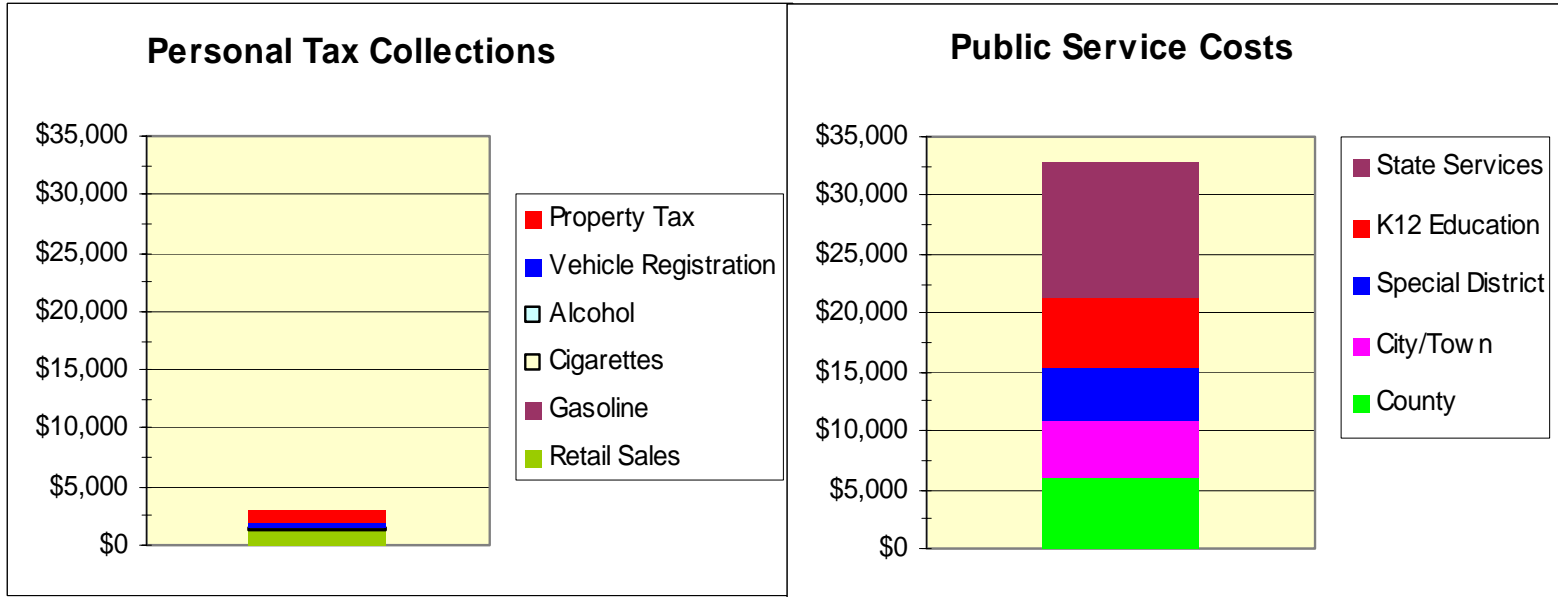
▪ Missouri 99.9

- Utah 99.3
- Idaho 99.1
- Colorado 98.5
- So. Dakota 98.3
- No. Dakota 97.8
- Nebraska 97.2
- Montana 96.0

- Louisiana 95.9
- New Mexico 94.7
- Hawaii 92.5
- W. Virginia 90.0
- Alaska 85.7
- Nevada 84.2
- Wyoming 34.9

Direct Tax Collections and Public Service Costs: 2006

For a 4-person family with income of \$50,000 and own home valuing \$150,000

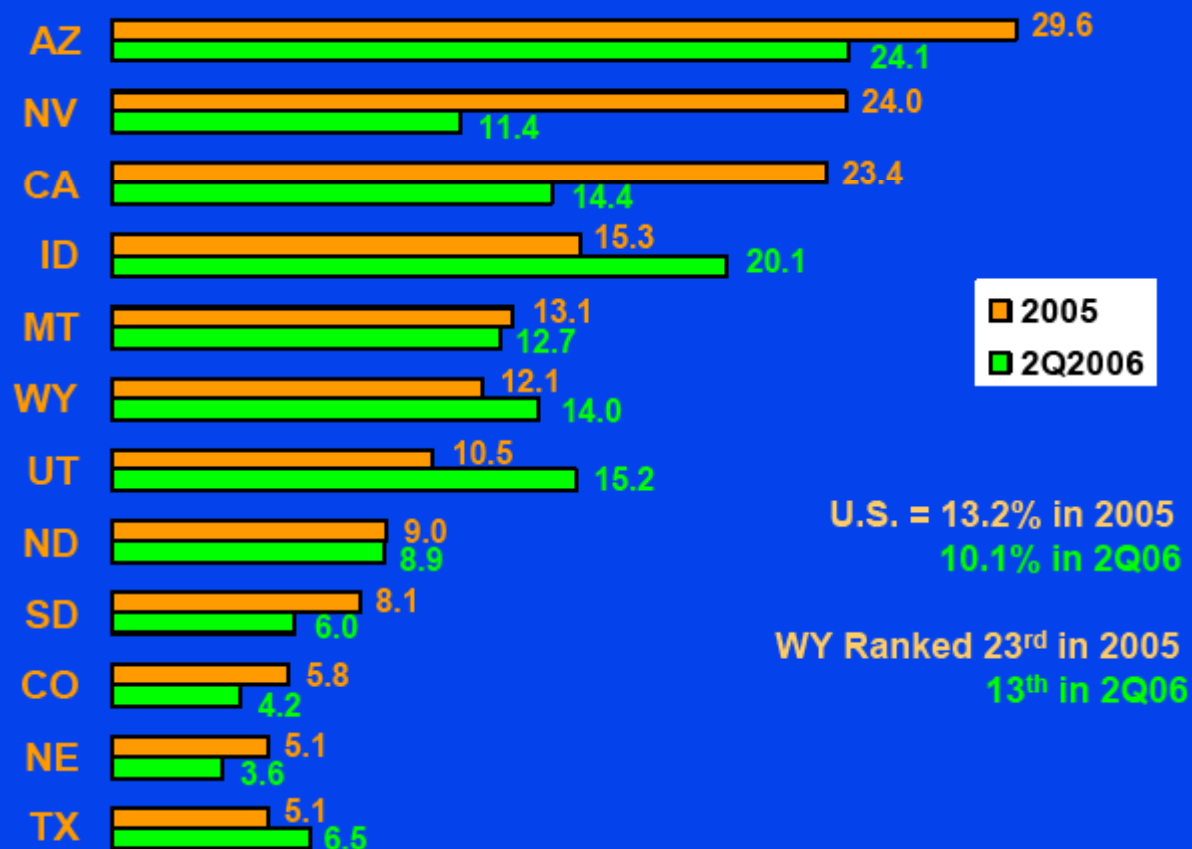


Retail Sales	\$1,400
Gasoline	\$160
Cigarettes	\$160
Alcohol	\$10
Vehicle Registration	\$500
Property Tax	\$1,100
TOTAL:	\$3,330

County	\$6,040
City/Town	\$4,880
Special District	\$4,480
K12 Education	\$5,890
State Services	\$11,670
TOTAL:	\$32,960

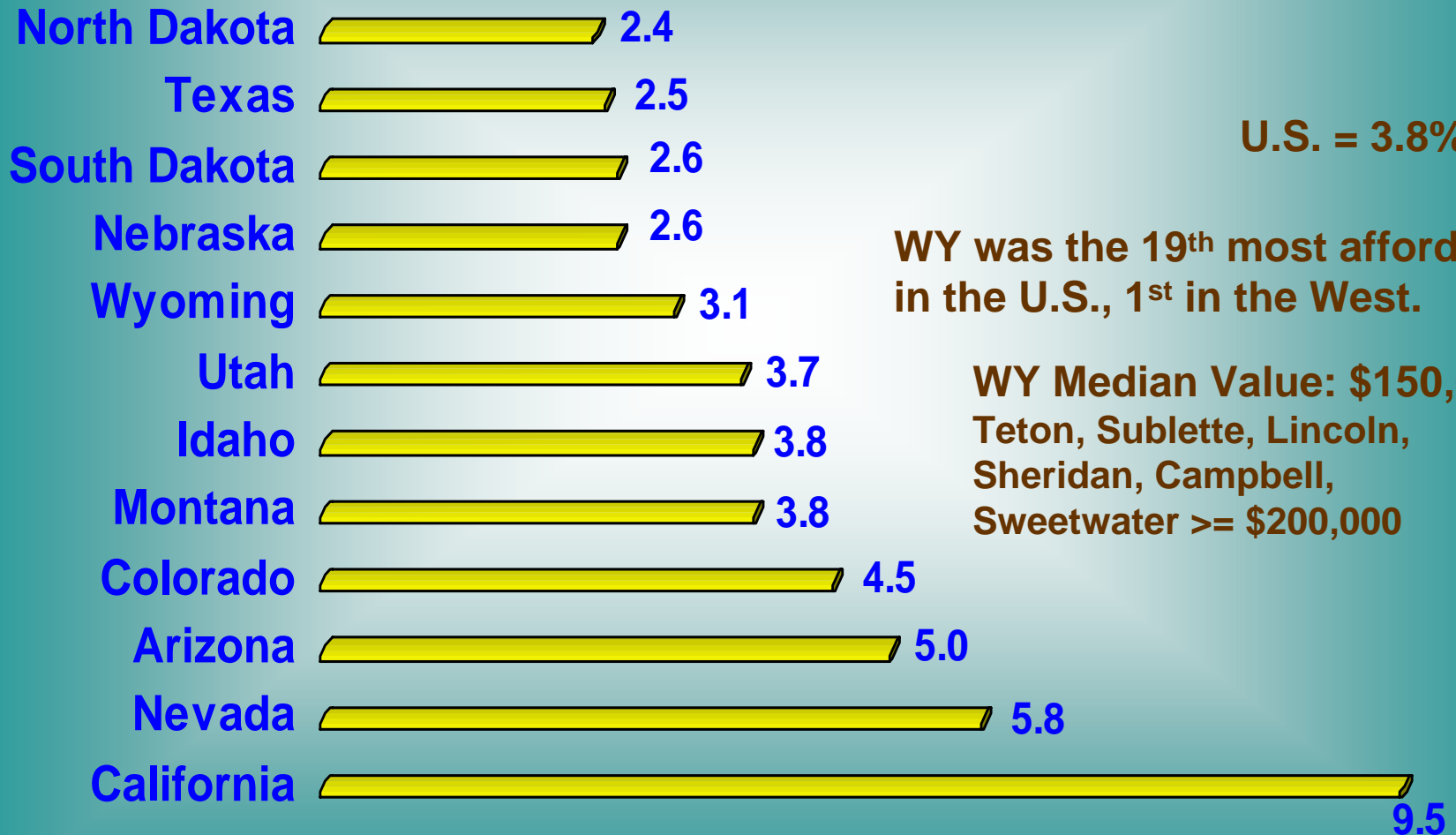
Prepared by Wyoming Economic Analysis Division

Home Prices (% Change)



Housing Affordability: 2006

(Ratio of Median Value of Housing Unit to Median Household Income)

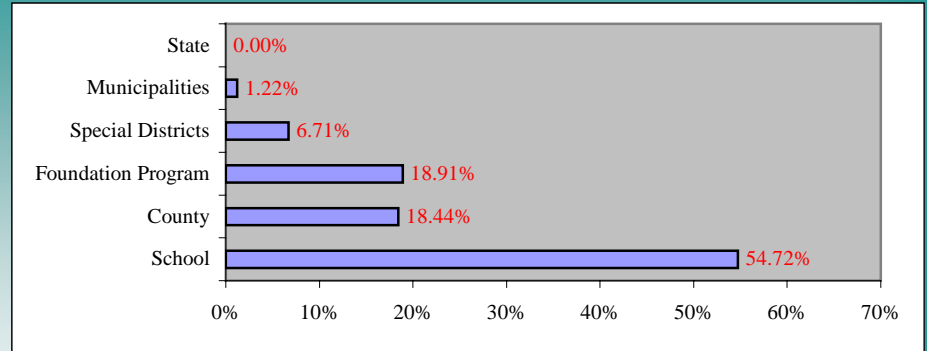


Who
Receives,
Pays
and
Spends
Wyoming's
Property
Taxes?

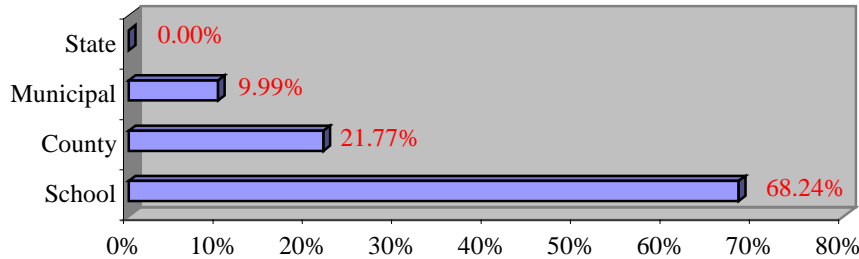
Who are the Beneficiaries of Property Taxes?

Property Tax Collections 2006

School	54.72%
County	18.44%
Foundation Program	18.91%
Special Districts	6.71%
Municipalities	1.22%
State	0.00%
	<hr/>
	100.00%



City Expenditures

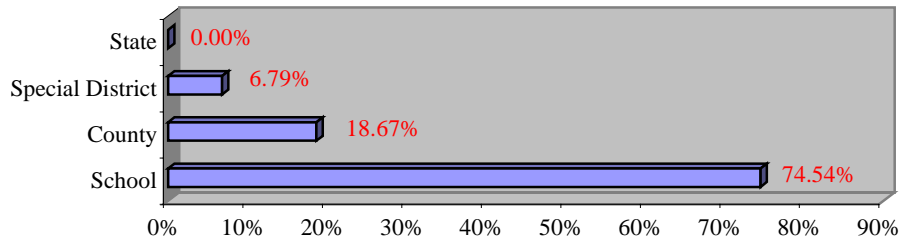


Who spends property tax dollars?

Expenditure of Property Tax Dollars 2006

CITY	School	68.24%
	County	21.77%
	Municipal	9.99%
	State	0.00%
		<hr/>
		100.00%

County Expenditures



COUNTY	School	74.54%
	County	18.67%
	Special District	6.79%
	State	0.00%
		<hr/>
		100.00%

State Assessed Values

Type of Company or Production	Assessed Value
Oil	2,533,149,964
Natural Gas	8,770,228,320
Coal	2,884,925,775
Bentonite	45,168,539
Trona	299,227,941
Uranium	17,018,989
Sand & Gravel	24,990,490
All Other Minerals	11,670,440
Natural Gas Pipelines	160,582,416
Cell./Reseller Telephones	16,730,679
Airlines	6,988,193
Rural Telephones	17,269,054
Major Telephones	39,948,536
Private Electrics/Gas	203,858,139
Municipal Electrics	5,892,984
Rural Electrics	85,747,201
Liquid Pipelines	56,433,270
Railroads	214,323,546
TOTAL	15,394,154,476

The values represent 71.6% of the total state value.

Locally Assessed Values

Real Property	\$5,842,126,522
Personal Property	\$254,986,440
TOTAL	\$6,097,112,962

The values represent 28.4% of the total state value.

\$14,188,304,059 (92.16%) of the total represents Oil, Natural Gas and Coal Values

Proportion of Taxable Valuation of Various Classes of Property for the Tax Year 2007

Natural Gas Production	40.81%
Residential Lands and Improvements	16.58%
Coal Production	13.42%
Oil Production	11.79%
Industrial and Manufacturing Property	6.35%
Commercial Lands and Improvements	3.36%
Trona Production	1.39%
Railroads	1.00%
Electric/Gas Distribution	0.95%
Commercial Personal Property	0.93%
Agricultural Lands	0.90%
Natural Gas Pipelines	0.75%
Electric-Cooperatives	0.40%
Liquid Pipelines	0.26%
Residential Personal Property	0.25%
Bentonite Production	0.21%
Major Telecommunications	0.19%
Sand and Gravel Production	0.12%
Rural Telecommunications	0.08%
Uranium Production	0.08%
Cellular/Reseller Telecommunications	0.08%
All Other Minerals	0.05%
Airlines	0.03%
Municipal Electrics	0.03%
TOTAL	100.00%

COMPARISON: 2006 & 2007 ASSESSED VALUATIONS, BY CLASS OF PROPERTY, BY COUNTY

2007 Assessed Valuations

	Population 2006	Ag Lands	Residential	Commercial	Industrial	Minerals	Total Valuation
Albany	30360	\$6,794,736	\$189,060,881	\$60,950,461	\$39,371,609	\$4,800,959	\$300,978,646
Big Horn	11390	12,110,208	38,843,427	10,004,460	25,843,626	137,256,514	224,058,235
Campbell	38934	7,572,098	139,616,343	60,299,007	442,132,034	3,903,447,011	4,553,066,493
Carbon	15325	8,495,565	63,398,551	18,389,354	125,301,823	676,413,047	891,998,340
Converse	12866	10,082,504	59,845,975	13,872,388	113,810,684	308,161,966	505,773,517
Crook	6255	9,624,407	27,310,909	6,194,040	13,777,417	86,306,486	143,213,259
Fremont	37163	10,619,380	175,450,198	43,618,978	93,934,045	866,915,401	1,190,538,002
Goshen	12129	18,235,703	50,882,916	11,839,550	28,494,269	42,521	109,494,959
Hot Springs	4588	3,052,871	19,800,130	5,429,865	13,564,344	135,790,266	177,637,476
Johnson	8014	15,721,131	76,562,127	12,039,714	46,180,422	545,557,471	696,060,865
Laramie	85384	12,999,866	486,263,416	153,951,315	98,688,621	22,590,320	774,493,538
Lincoln	16383	6,244,602	140,205,135	21,159,686	178,956,790	584,992,496	931,558,709
Natrona	70401	6,044,315	385,698,540	142,967,781	92,111,245	406,617,408	1,033,439,288
Niobrara	2253	6,014,473	8,088,468	2,541,361	17,277,350	32,219,507	66,141,159
Park	27094	12,809,677	209,905,147	47,660,652	30,101,989	420,968,136	721,445,601
Platte	8588	9,775,365	37,393,433	9,925,334	70,974,004	1,526,011	129,594,147
Sheridan	27673	10,408,506	226,115,139	48,014,870	43,574,540	291,275,286	619,388,341
Sublette	7359	6,139,098	113,466,778	24,603,585	148,590,614	3,792,898,647	4,085,698,722
Sweetwater	38763	4,351,619	169,796,990	51,271,170	382,344,879	1,789,510,897	2,397,275,555
Teton	19288	1,327,551	856,614,831	141,726,432	10,171,434	2,371,760	1,012,212,008
Uinta	20213	5,043,060	82,512,345	19,310,135	117,828,883	463,430,005	688,124,428
Washakie	7819	5,998,311	34,893,089	12,034,180	18,167,045	47,934,030	119,026,655
Weston	6762	3,942,048	25,443,870	4,222,070	21,087,194	65,354,313	120,049,495
2007 TOTALS		\$193,407,094	\$3,617,168,638	\$922,026,388	\$2,172,284,860	\$14,586,380,458	\$21,491,267,438
2006 TOTALS	515004	\$200,038,290	\$3,138,522,795	\$845,587,896	\$1,888,135,490	\$14,906,375,299	\$20,978,659,770
Percent Difference of Total of Assessed Value		0.90%	16.83%	4.29%	10.11%	67.87%	100.00%
Ag Lands and Commercial count for 5.19%							

**PROPERTY
TAX
RELIEF
PROGRAMS**

Program Name:	Property Tax Relief Program
Administered by:	Department of Revenue
Where to Apply:	County Treasurer's office or Department of Revenue
Application form:	Application available at County Treasurer's office or from the Department of Revenue website.
Application Deadline:	First Monday in June.
Eligibility Requirements:	Property tax paid timely; household income less than the greater of half the county or state median household income; household assets other than your house, a car for each adult household member, and IRA and other pension funds worth less than \$21,120.00 per adult household member; resident of Wyoming for past 5 years.. For additional information, please see the application form.
General Description of Program:	Property tax relief program for eligible residential taxpayers.
Amount of Relief	Up to one-half of the median residential property tax bill amount or one-half of the property tax bill, whichever is less.

WYOMING DEPARTMENT OF REVENUE
ADMINISTRATIVE SERVICES DIVISION; PROPERTY TAX DIVISION
PROPERTY TAX RELIEF PROGRAM: TAX YEAR 2003-2006 COMPARISON
SEPTEMBER, 2007

COUNTY NAME	TAX YEAR 2006				
	NO. OF APPLICATIONS	NO. APPROVED	NO. DENIED	TOTAL DOLLARS REFUNDED	AVERAGE DOLLAR REFUND
Albany	19	18	1	\$ 6,511.89	\$ 361.77
Big Horn	8	7	1	\$ 891.72	\$ 127.39
Campbell	24	21	3	\$ 4,732.01	\$ 225.33
Carbon	40	35	5	\$ 4,352.54	\$ 124.36
Converse	34	27	7	\$ 3,945.94	\$ 146.15
Crook	3	2	1	\$ 332.50	\$ 166.25
Fremont	39	33	6	\$ 7,088.90	\$ 214.82
Goshen	54	46	8	\$ 4,708.56	\$ 102.36
Hot Springs	21	17	4	\$ 3,176.16	\$ 186.83
Johnson	16	13	3	\$ 2,681.92	\$ 206.30
Laramie	143	120	23	\$ 36,218.59	\$ 301.82
Lincoln	6	6	0	\$ 1,181.24	\$ 196.87
Natrona	76	73	3	\$ 17,335.56	\$ 237.47
Niobrara	17	14	3	\$ 1,412.72	\$ 100.91
Park	70	56	14	\$ 18,965.61	\$ 338.67
Platte	7	5	2	\$ 799.22	\$ 159.84
Sheridan	68	59	9	\$ 17,275.20	\$ 292.80
Sublette	4	4	0	\$ 1,037.58	\$ 259.40
Sweetwater	10	10	0	\$ 2,546.91	\$ 254.69
Teton	6	6	0	\$ 4,405.00	\$ 734.17
Uinta	19	18	1	\$ 3,165.97	\$ 175.89
Washakie	11	10	1	\$ 1,620.52	\$ 162.05
Weston	4	4	0	\$ 538.78	\$ 134.70
TOTAL	699	604	95	\$ 144,925.04	\$ 239.94
% APPROVED OR DENIED			86%	14%	

APPROPRIATION AND EXPENDITURES						
APPROPRIATION	DEVELOPMENT &	TAX YEAR 2003 REFUNDS	TAX YEAR 2004 REFUNDS	REFUNDS	REFUNDS	BALANCE
\$4,830,000.00	\$51,771.57	\$74,534.65	\$110,973.31	\$133,816.40	\$144,925.04	\$4,313,979.03

Program Name:	Veteran's Property Tax Exemption
Administered by:	Local County Assessor, County Treasurer
Where to Apply:	Local County Assessor
Application form:	Available at local County Assessor's and/or County Treasurer's office, and at Department of Revenue website..
Application Deadline:	Fourth Monday in May for property tax exemption.
Eligibility Requirements:	Honorably discharged veterans of WWI, WWII, Korea, Viet Nam, or honorably discharged veteran who was awarded the armed forces expeditionary medal or other authorized service or campaign medal indicating service for the United States in any armed conflict in a foreign country (for a list of medals, click here http://revenue.state.wy.us/PortalVBVS/uploads/QualifiedMedals.pdf); surviving spouses of qualifying veterans; certain disabled veterans may be eligible for the exemption. See Statutes and Rules for more information.
General Description of Program:	Property tax exemption available to a qualifying veterans or his or her surviving spouse.
Amount of Relief	\$3000. assessed value against real – personal property. A surviving spouse may continue to collect the benefit until he or she remarries. Must be a current Wyoming resident and must have lived in the state for three years. May be applied to either property tax or motor vehicle registration fees.

Veterans Exemption Program

Valuations and Benefits Granted for the Year 2006

	Number of Exemptions	Total Tax
		Benefit Granted
Albany	374	36,989.66
Big Horn	94	17,316.70
Campbell	370	23,400.92
Carbon	190	16,837.54
Converse	190	18,313.69
Crook	146	14,573.37
Fremont	504	60,070.21
Goshen	278	31,234.74
Hot Springs	155	17,312.55
Johnson	225	26,309.44
Laramie	2,522	295,250.66
Lincoln	157	16,355.08
Natrona	792	86,010.43
Niobrara	55	5,705.12
Park	426	49,578.69
Platte	283	32,691.05
Sheridan	851	88,594.49
Sublette	97	8,435.31
Sweetwater	424	38,367.81
Teton	97	8,141.29
Uinta	190	17,887.54
Washakie	117	12,343.56
Weston	136	15,382.04
Totals	8,673	937,101.89

Valuations and Benefits Granted for the Year 2007

	Number of Exemptions	Total Tax
		Benefit Granted
Albany	919	154,699.01
Big Horn	323	76,305.99
Campbell	680	101,100.89
Carbon	443	76,074.72
Converse	431	70,911.56
Crook	244	39,936.28
Fremont	1,127	223,725.22
Goshen	555	99,572.85
Hot Springs	285	53,717.51
Johnson	483	92,463.54
Laramie	4,331	887,318.62
Lincoln	930	65,925.19
Natrona	2,111	414,845.25
Niobrara	111	21,114.36
Park	971	200,431.83
Platte	511	91,635.97
Sheridan	3,171	256,472.21
Sublette	201	35,402.65
Sweetwater	994	171,555.71
Teton	255	39,631.72
Uinta	366	54,689.73
Washakie	629	57,169.78
Weston	378	68,957.48
Totals	20,449	3,353,658.07

Program Name:	Tax Rebate to Elderly and Disabled Program
Administered by:	Wyoming Department of Health
Where to Apply:	Mail to Dept. of Health (address on application) or bring to Senior Center.
Application form:	Available at local Senior Citizen Centers from May-August, or from Department of Health.
Application Deadline:	Must be postmarked by August 31 st to qualify.
Eligibility Requirements:	12 continuous months of Wyoming residency (domiciled in Wyoming) prior to application and is either age 65 as of previous year, or age 18 or over <u>and</u> totally disabled (determined by Social Security, Veteran's Administration, or Railroad Disability). Applicant must also meet income requirements (see instruction sheet on application).
General Description of Program:	Refund on property tax, utilities, and sales/use tax.
Amount of Relief	\$100-\$800 if single, \$100-\$900 if married, depending on income and qualification.

DEPARTMENT OF HEALTH
QUALIFIED DATA FOR TAX REFUND TO ELDERLY AND DISABLED FOR EACH COUNTY

COUNTY	2005 APPLICATIONS (2004 INCOME YEAR)		2006 APPLICATIONS (2005 INCOME YEAR)	
	TOTAL APPLICANTS	QUALIFIED AMOUNT	TOTAL APPLICANTS	QUALIFIED AMOUNT
NATRONA	620	174,006.59	723	473,435.48
LARAMIE	636	191,181.41	740	467,616.91
FREMONT	297	76,053.03	389	225,825.32
SHERIDAN	243	69,627.61	326	194,193.32
GOSHEN	152	40,897.99	182	120,593.09
UINTA	140	42,277.44	203	117,961.01
SWEETWATER	160	43,558.71	199	117,947.87
ALBANY	151	45,713.03	185	115,729.23
PARK	108	32,156.45	138	90,766.41
CARBON	122	34,115.02	138	82,248.01
BIG HORN	97	31,621.85	109	73,891.39
PLATTE	65	18,670.67	99	60,805.16
CONVERSE	74	11,138.81	101	59,198.04
CAMPBELL	76	23,393.65	96	57,948.93
HOT SPRINGS	73	19,236.95	92	56,434.82
WASHAKIE	65	16,186.94	77	48,588.23
WESTON	56	14,647.08	69	42,444.10
JOHNSON	40	12,044.68	42	28,155.72
LINCOLN	38	9,218.26	41	26,682.53
NIOBRARA	29	4,907.28	45	23,622.95
CROOK	26	7,908.54	26	17,159.29
TETON	16	3,870.67	19	12,298.51
SUBLETTE	2	0.00	7	2,811.02
GRAND TOTAL FOR ALL COUNTIES:	3286	\$ 922,432.66	4046	\$ 2,516,357.34

Program Name:	Property Tax Deferral Program
Administered by:	County Assessor, County Treasurer
Where to Apply:	County Assessor's office. NOTE: This program is authorized at county option. Currently, only Teton County authorizes the program for residents of Teton County.
Application form:	Available at participating County Assessor's offices.
Application Deadline:	November 10 th of the year taxes are levied.
Eligibility Requirements:	Principal residence on a parcel of land of less than 40 acres. Owner must have limited income, be over 62 years old or handicapped (as determined by Social Security Administration), and have purchased property before December 31, 1987.
General Description of Program:	A program to defer (not refund or credit) property taxes on a qualifying residence. Interest does accrue on deferred taxes.
Amount of Relief	Up to ½ of property taxes on a qualifying principal residence.
Additional Information:	Taxpayer must file an annual affidavit indicating any significant change in financial status. County Commissioners may promulgate rules necessary to administer the program.

2003		2004		2005		2006	
No. of Deferrals	Amount	No. of Deferrals	Amount	No. of Deferrals	Amount	No. of Deferrals	Amount
7	\$ 6,294.72	4	\$ 3,801.97	4	\$ 3,988.51	4	\$ 3,507.82

PROPERTY
TAX
RELIEF
PROPOSALS

Wyoming Constitution

Article 15 Section 11. Uniformity of assessment required.

(a) All property, except as in this constitution otherwise provided, shall be uniformly valued at its full value as defined by the legislature, in three (3) classes as follows:

- (i) Gross production of minerals and mine products in lieu of taxes on the land where produced; (100%)
- (ii) Property used for industrial purposes as defined by the legislature; and (11.5%)
- (iii) All other property, real and personal. (9.5%)

The Wyoming Constitution prohibits the assessment percentage for industrial property (11.5%) from being more than 40% higher or more than four percentage points higher than the "all other property" class. The hypothetical 8.22% assessment percentage is the lowest rate that would meet that requirement, the 11.5% industrial rate being just under 40% greater than 8.22%.

**ESTIMATED VALUE AND REVENUE LOSS
FROM LOWERING ASSESSMENT RATIO FROM 9.5% TO 8.25% DECEMBER, 2005**

County	Total Assessed Value of Property Assessed @ 9.5% Assessment Rate¹	Hypothetical Assessed Value @ 8.25% Assessment Rate	Total Hypothetical Loss in Assessed Value²	2005 TOTAL Assessed Value of Counties⁴	Hypothetical Change in Assessed Value as a Percentage of Total Assessed Value
Albany	\$ 218,686,548.00	\$ 189,912,002.21	\$ (28,774,545.79)	\$ 253,591,847.00	-11.35%
Big Horn	\$ 52,843,292.00	\$ 45,890,227.26	\$ (6,953,064.74)	\$ 173,667,087.00	-4.00%
Campbell	\$ 186,280,689.00	\$ 161,770,072.03	\$ (24,510,616.97)	\$ 3,660,527,493.00	-0.67%
Carbon	\$ 71,947,027.00	\$ 62,480,312.92	\$ (9,466,714.08)	\$ 667,954,557.00	-1.42%
Converse	\$ 69,307,932.00	\$ 60,188,467.26	\$ (9,119,464.74)	\$ 432,232,521.00	-2.11%
Crook	\$ 37,363,064.00	\$ 32,446,871.37	\$ (4,916,192.63)	\$ 116,657,770.00	-4.21%
Fremont	\$ 181,996,355.00	\$ 158,049,466.18	\$ (23,946,888.82)	\$ 985,399,158.00	-2.43%
Goshen	\$ 70,654,694.00	\$ 61,358,023.74	\$ (9,296,670.26)	\$ 95,503,749.00	-9.73%
Hot Springs	\$ 23,463,771.00	\$ 20,376,432.71	\$ (3,087,338.29)	\$ 130,981,868.00	-2.36%
Johnson	\$ 68,206,283.00	\$ 59,231,772.08	\$ (8,974,510.92)	\$ 210,600,217.00	-4.26%
Laramie	\$ 547,994,241.00	\$ 475,889,735.61	\$ (72,104,505.39)	\$ 646,704,299.00	-11.15%
Lincoln	\$ 111,017,657.00	\$ 96,410,070.55	\$ (14,607,586.45)	\$ 753,140,878.00	-1.94%
Natrona	\$ 359,417,133.00	\$ 312,125,404.97	\$ (47,291,728.03)	\$ 753,353,114.00	-6.28%
Niobrara	\$ 15,631,356.00	\$ 13,574,598.63	\$ (2,056,757.37)	\$ 46,107,966.00	-4.46%
Park	\$ 208,697,048.00	\$ 181,236,910.11	\$ (27,460,137.89)	\$ 524,377,133.00	-5.24%
Platte	\$ 49,381,069.00	\$ 42,883,559.92	\$ (6,497,509.08)	\$ 123,100,528.00	-5.28%
Sheridan	\$ 216,694,870.00	\$ 188,182,387.11	\$ (28,512,482.89)	\$ 435,366,444.00	-6.55%
Sublette	\$ 103,721,353.00	\$ 90,073,806.55	\$ (13,647,546.45)	\$ 2,924,020,029.00	-0.47%
Sweetwater	\$ 163,276,975.00	\$ 141,793,162.50	\$ (21,483,812.50)	\$ 1,821,878,697.00	-1.18%
Teton	\$ 830,158,463.00	\$ 720,927,086.29	\$ (109,231,376.71)	\$ 841,425,239.00	-12.98%
Uinta	\$ 83,610,124.00	\$ 72,608,791.89	\$ (11,001,332.11)	\$ 654,575,316.00	-1.68%
Washakie	\$ 44,602,550.00	\$ 38,733,793.42	\$ (5,868,756.58)	\$ 95,941,483.00	-6.12%
Weston	\$ 28,377,784.00	\$ 24,643,865.05	\$ (3,733,918.95)	\$ 97,977,091.00	-3.81%
Totals	\$ 3,743,330,278.00	\$ 3,250,786,820.37	\$ (492,543,457.63)	\$ 16,445,084,484.00	-3.00%

ESTIMATED REVENUE LOSS USING 2005 STATEWIDE AVERAGE MILL LEVY OF 71.046³			
	Local Mill Levies	School Foundation	TOTAL
Estimated Revenue Loss	\$29,082,721	\$5,910,521	\$34,993,242

¹ Data used from the Wyoming Department of Revenue Annual Report, July 1, 2004 through June 30, 2005. Figures in this

² Assumes mill levies remain constant. If a taxing entity could raise their mill levy to make the assessment ratio change revenue

³ Statewide average mill levy (including municipalities) from Page 80, Wyoming Department of Revenue Annual Report, July 1,

⁴ Includes residential, agricultural, commercial, industrial, state-assessed, and mineral valuations.

Estimated Impact of Exempting \$10,000 of Assessed Value for All Improved Residential Parcels DECEMBER, 2006

ESTIMATE IF ALL IMPROVED RESIDENTIAL PARCELS ELIGIBLE FOR EXEMPTION				ESTIMATE IF ONLY <u>OWNER-OCCUPIED</u> IMPROVED RESIDENTIAL PARCELS ARE ELIGIBLE FOR EXEMPTION ⁴					
NO. OF IMPROVED RESIDENTIAL PARCELS ¹	TOTAL ASSESSED VALUE POTENTIALLY EXEMPTED ¹	ESTIMATED TAXES TO BE EXEMPTED ²	AVERAGE TAX EXEMPTION PER PARCEL	NO. OF IMPROVED RESIDENTIAL PARCELS ¹	ESTIMATED PERCENTAGE OF PARCELS OWNER-OCCUPIED ³	ESTIMATE OF QUALIFYING PARCELS	TOTAL ASSESSED VALUE POTENTIALLY EXEMPTED ¹	ESTIMATED TAXES TO BE EXEMPTED ²	AVERAGE TAX EXEMPTION PER PARCEL
199,613	\$1,493,806,232	\$107,694,466	\$540	199,613	71.5%	142,723	\$1,068,071,456	\$77,001,544	\$540

POTENTIAL TAX IMPACT	
SCHOOL FOUNDATION PROGRAM	ALL OTHER TAXING ENTITIES
\$17,925,675	\$89,768,792

POTENTIAL TAX IMPACT	
SCHOOL FOUNDATION PROGRAM	ALL OTHER TAXING ENTITIES
\$ 12,816,857.47	\$ 64,184,686.07

¹Data derived from Department of Revenue Assessment Data-Mart. Tax Year 2006 information. Includes mobile homes.

²State-wide average mill levy for municipalities (72.094 mills) used for this calculation.

³Data from U.S. Census, 2005 American Community Survey, Occupancy Characteristics.

⁴This option would require some sort of application process (presumably to the County Assessor). The state does not keep data on what residences are owner-occupied.

⁵Assessed value is equal to \$10,000 equates to \$105,263 of fairmarket value.